



2009 SUN DEVIL SOFTBALL

Week 12 • April 20-26, 2009

No. 3 Washington & No. 3 UCLA • Tempe, Ariz. • Apr. 24 - 26

2009 SEASON RESULTS

Overall Record: 36-9

Pac-10 Record: 6-4

DATE	OPPONENT	LOCATION	TIME/W-L
Feb. 6-8	Kajikawa Classic	Tempe, Ariz.	5 W, 1 L
Feb. 12	UT-C	Farrington	W; 8-0 (5)
Feb. 13-15	Littlewood Cla.	Farrington	5 W
Feb. 19-22	Palm Springs Cla.	Palm Springs, Calif.	2 W, 3 L
Feb. 27-Mar. 1	Wilson/DeMarini	Farrington	5 W
Mar. 6	S. Dakota State	Farrington	13-0 (5)
Mar. 7	S. Dakota State	Farrington	14-2 (5)
Mar. 8	S. Dakota State	Farrington	9-1 (5)
Mar. 12-15	Judi Garman Cla.	Fullerton, Calif.	4 W, 1 L
Mar. 20&21	Long Beach St (3 gm)	Farrington	3 Ws
Mar. 27	Oregon*	Farrington	8-0 (5)
Mar. 28	Oregon State*	Farrington	11-3 (6)
Mar. 29	Oregon State*	Farrington	8-0 (5)
Apr. 3	UCLA* (FSN)	Westwood, Calif.	W; 5-0
Apr. 4	Washington*	Seattle, Wash.	L; 11-3 (5)
Apr. 5	Washington*	Seattle, Wash.	L; 3-2
Apr. 7	UNLV (DH)	Farrington	2 Ws (5 innings)
Apr. 10	Arizona*	Tucson, Ariz.	L; 10-8
Apr. 11	Arizona*	Tucson, Ariz.	PPD
Apr. 17	Cal*	Farrington	W; 6-4
Apr. 18	Stanford*	Farrington	L; 7-6 (8)
Apr. 19	Stanford*	Farrington	W; 10-1 (5)
Apr. 24	Washington*	Farrington	7:00 pm
Apr. 25	UCLA* (FSN)	Farrington	1:00 pm
Apr. 26	ULCA*	Farrington	Noon
Apr. 29	Arizona*	Farrington	7:00 pm
May 1	Stanford*	Palo Verde, Calif.	7:00 pm
May 2	Cal*	Berkeley, Calif.	1:00 pm
May 3	Cal*	Berkeley, Calif.	Noon
May 7	Oregon State*	Corvallis, Ore.	3:00 pm
May 8	Oregon*	Eugene, Ore.	4:00 pm
May 9	Oregon*	Eugene, Ore.	Noon
May 15-17	NCAA Regionals	TBA	TBA
May 23-24	NCAA Super Reg.	TBA	TBA
May 28-June 3	WCWS	Oklahoma City, Okla.	All Day

No. 5 Softball to Dance With the Devil in the Pale Moonlight This Weekend Against No. 3 Washington & No. 2 UCLA

THIS WEEK

The Sun Devil Softball squad (36-9 overall, 6-4 Pac-10) remain home in the comfy confines of Farrington Stadium this weekend as they set to host the No. 3 Washington Huskies on Friday, April 24 at 7 p.m. and No. 2 UCLA on Saturday, April 18 and Sunday, April 19 at 1 p.m. and noon. Saturday's game will be aired live on FSN Arizona. All games will be played in Tempe at Farrington Stadium.

SERIES HISTORY & SCOUTING REPORT

A tough series history for the Sun Devils happens to be against the Washington Huskies, who ASU first met in 1993. Since then Washington has compiled a 43-18 overall record, though ASU took two of three as well against the Huskies last season, but have falen twice already to the Huskies this season. Overall, Clint Myers holds a 6-5 record against the UW in his career.

Since 1980 the Sun Devils have gone head-to-head with the powerhouse that is UCLA Softball. Claiming the most national titles in NCAA history, ASU actually has their worst all-time record against the Bruins than against any other team. Overall UCLA holds the lead 86-23, though last year the Sun Devils edged the Bruins in the series, winning two of the three en route to a Pac-10 crown. The series win last season was the first time ASU has claimed the series since their first meetings in 1980. This season ASU has claimed a 5-0 win already over UCLA earlier this season in Westwood. Overall, Clint Myers holds a 5-6 record against the Bruins, one of those wins coming in the 2008 WCWS to advance to the Championship Series.


UP NEXT

The Sun Devils will host Arizona next Wednesday, April 29 in a near doubleheader as they finish off a rain halted game from April 11. The continued game will begin at 5 p.m. followed with the regularly scheduled game at 7 p.m. At this time only 200 standing room only tickets are left.

MEDIA RELATIONS

Softball Contact: Kerry Howe
Office Phone: 480-965-1237
Cell Phone: 480-254-8345
Email: kerry.howe@asu.edu

WWW.THESUNDEVILS.COM



QUICK FACTS

2009 Facts

2009 Overall Record: 36-9
 2009 Pac-10 Record/Finish: 6-4
 2008 NFCA/USA Softball Team Ranking: #1/1

2008 Review

2008 Record: 66-5
 2008 Conference Record/Finish: 18-3/1st
 2008 Postseason Record: 11-0
 2008 Postseason Finish: ... NCAA National Champions
 2008 Final Ranking: 1st
 Letterwinners Returning/Lost: 18/6

Coaching

Head Coach: Clint Myers, 4th Year
 Career Record: 654-80
 Record at ASU: 173-37
 Associate Head Coach: Robert Wagner, 4th Year
 Assistant Coach: Kirsten Voak, 4th Year

History

NCAA Appearances: 22 (Four Consecutive)
 Best Finish: 2008 - NCAA National Champions
 Seven WCWS (82, 87, 99, 02, 06, 07, 08 - 3 consecutive)

School Information

Home Facility: Farrington Stadium (1,535)
 Founded: 1885
 Enrollment: 67,084
 Conference: Pacific-10
 Nickname: Sun Devils
 Colors: Maroon and Gold
 President: Dr. Michael Crow
 Vice President for Athletics: Lisa Love

Sports Information Department

Softball SID: Kerry Howe
 Howe's Email: kerry.howe@asu.edu
 Howe's Office Phone: 480-965-1237
 Howe's Cell Phone: 480-254-8345
 SID Office Phone: 480-965-6592
 SID Office Fax: 480-965-5408
 Web Site: www.thesundevils.com

NON-STOP UNTIL THEY REACH THE TOP

In the polls for 2008, the Sun Devils enjoyed a new record in the rankings section as they attained their highest ranking ever with a #2 ranking coming in Week 2 and continuing until Week 5. The best ranking was saved for the middle of the season....and the end. Number One in all polls. The ranking also marked the first time the Sun Devils have ever surpassed the Arizona Wildcats in ranking and only the second time they have passed UCLA (Last was in 2002.) This season, the Sun Devils have also set a new ranking record as they were awarded a No. 2 preseason ranking by USA Softball, the highest preseason ranking the Devils have ever received.

Rankings By Weeks: (NFCA/ USA Softball)

Preseason - 2/3

Week 1: 3/4

Week 2: 3/7

Week 3: 8/11

Week 4: 7/10

Week 5: 6/11

Week 6: 6/11

Week 7: 6/9

Week 8: 4/8

Week 9: 5/8

Week 10: 5/8


Week 11: 4/8

WHERE THEY STACK UP

As always, the Sun Devils will play one of the toughest schedules in the country, with the always powerful Pac-10 Conference schedule. Currently, the Pac-10 has six of the eight teams ranked in the top 25, with FIVE in the Top-10 alone and FOUR in the top five.

LEADERS OF THE PAC

At the end of regular season play in 2008, the Sun Devils claimed their first Pac-10 championship title. After a few weeks in, the Sun Devils are dotting their names in both team and individual standings with some old standby names as well as some underclassmen making a name for themselves...



2009 NFCA POLL WEEK 11

Rank	Record	School	
1	46-3	Florida	
2	32-8	UCLA*	
3	33-7	Washington*	
4	36-9	Arizona State*	
5	37-6	Stanford*	
6	38-8	Alabama	
7	36-9	Arizona*	
8	33-8	Georgia	
9	32-9	Michigan	
10	40-5	Missouri	
11	27-9	Northwestern	
12	42-7	North Carolina	
13	34-11	Oklahoma	
14	35-6	Ohio State	
15	29-15	Cal*	
16	35-11-1	Tennessee	
17	40-5	Louisville	
18	35-13	Florida State	
19	27-13-1	LSU	
20	31-9	DePaul	
21	27-6	UMass	
22	31-9	Cal Poly	
23	31-10	ULL	
24	35-11	Iowa	
25	34-14	Texas	
		*-Pac-10 Team	

LEADERS OF THE PAC

At the end of regular season play in 2008, the Sun Devils claimed their first Pac-10 championship title. After only a few weeks in, the Sun Devils are already dotting their names in both team and individual standings.

Pac-10 Team Standings: - Tied for second in wins (36)

Batting average - Second (.340)

On-base percentage - Second (.443)

Slugging Percentage - Second (.599)

Runs scored - Second (347)

Hits - Second (397)

Home runs - Second (73)

RBI's - Second (328)

Total bases - Second (698)

Walks - Second (194)

Doubles - Third (70)

Stolen Bases -Fourth (53)

2009 Pac-10 Individual Offensive Standings:

Kaitlin Cochran:

On-Base Percentage - FIRST (.634)

Walks - FIRST (44 - 5 intentional)

Slugging Percentage - FIRST (1.056)

Batting Average - Second (.458)

Home Runs - Third (18)

Runs Scored - Third (51)

RBI's - Third (51)

Total Bases - Fourth (113)

Doubles - Eighth (10)

Stolen Bases - Seventh (14)


2009 Pac-10 Individual Defensive Standings:

Hillary Bach:

Wins - Third - (21)

Batters Struck Out - Seventh (106)

Batters Struck Out Looking - Seventh (25)

**NC-AATIONALLY FAMOUS**

The Pac-10 isn't the only place that the Sun Devils' stats appeared in 2008. They were also among the top performers in the nation. According to NCAA stats in 2009:

Kaitlin Cochran:

- Ranked FIRST in slugging percentage (1.056)
- Ranked FIRST in on base percentage (.634)
- Ranked 3rd in home runs (18)
- Ranked 3rd in walks (.98)
- Ranked 5th in home runs per game (.4)
- Ranked 9th in batting average (.458)
- Ranked 11th in runs per game (1.13)
- Ranked 15th in RBIs per game (1.11)

Hillary Bach:

- Ranked 13th in shutouts (9.0)
- Ranked 13th in victories (21)

Katelyn Boyd:


- Ranked 17th in runs batted in per game (1.11)
- Ranked 25th in runs per game (1.0)

Lesley Rogers:

- Ranked 23rd in runs per game (1.03)
- Ranked 25th in sacrifice flies (3.0)
- Ranked 27th in triples (3.0)
- Ranked 35th in walks (.68)

Team:

- Ranked 2nd in scoring (7.71)
- Ranked 3rd in batting average (.340)
- Ranked 3rd in slugging percentage (.599)
- Ranked 4th in home runs per game (1.62)
- Ranked 11th in WL Percentage (.8)
- Ranked 23rd in Doubles per game (1.55)

**SMOKING SENIOR**

Senior, three-time First-Team All-American, Kaitlin Cochran looks to kick-off her senior season the same way she did her freshman, sophomore & junior seasons: phenomenally. Some of her personal stats include:

Hits:

Current: 49

2007: 92 (A new ASU Single-Season Record)

Career: 300 - FIRST in ASU Career records (19 from tying 10th place in Pac-10 history with Sara Pickering)

Doubles:

Current: 10

2008: 19 - NEW ASU Single-Season Record!

Career: 52- FIRST in ASU Career Records over Kara Brun's 50 - 1 from tying for 10th in Pac-10 history

Triples:

Current: 0

Career: 10 - 6th place in ASU Career History

Home Runs:

Current: 18 - One from setting a new ASU single-season record (6 from tying for 9th in Pac-10 history)

2007: 18 (First in the Pac-10 - New ASU single-season record)

Career: 67 - FIRST in ASU Career Records over Mindy Cowles' 60 from 2004-08 - 7th in Pac-10 history - 6 to tie for 6th place

RBI:

Current: 51

2006 - 61 - Second in ASU Single-Season History

Career: 222 - FIRST ALL TIME IN ASU CAREER HISTORY! (7 from 10th in Pac-10 history)

Runs Scored:

Current: 51

Career: 256 (Tied for 3rd in Pac-10 history- 33 from tying for 2nd)

BB:

Current: 44

2007: 59 - Led the Pac-10 - 14th in NCAA history


2008: 74 - Led the Pac-10 - 6th in NCAA history

Career: 215 - 3rd in Pac-10 history (25 from 2nd) - 4th in NCAA history (12 from 3rd)

IBB:

2008: 29 - NEW NCAA SINGLE-SEASON RECORD!

Career: 58 - 3rd in NCAA history, 10 to tie 2nd

**TEAM WITH A DREAM:**

While the 2009 Sun Devil Softball team is chasing a consecutive NCAA title, they have other goals in mind. In the 2006, 2007 & 2008 seasons they broke almost every offensive record in ASU history, and they're looking to break them yet again. Some of the records they set in 2008 and look to re-set are:

Runs:

ASU Season Record: 480 - Set in 2008

Current total: 347

Doubles:

ASU Season Record: 107 - Set in 2008

Current total: 70

Home Runs:

ASU Season Record: 99 - Set in 2008 - 7th in NCAA history

Current: 73

RBIs:

ASU Season Record: 439 - Set in 2008

Current: 328

BB:

ASU Season Record: 301 - Set in 2008 - NCAA RECORD!

Current: 194

Wins:

Record: 66 - Set in 2008 - 3rd in NCAA history

Current: 36

RUNS IN SCORING POSITION?


Last year the Sun Devil offense has had an affinity for starting off ahead. This year's squad is no exception, though might be even better as they seem to surge in the middle of games as well since most of their 347 runs have been scored in the first, second and third inning with 55 scored in the first 71 in the second and 67 in the third.

BIG POWER, LITTLE PACKAGE

Sophomore transfer from Louisville, Kaylyn Castillo showed up on ASU's doorstep this season and has refused to produce nothing but power. The tiny catcher has a quick arm behind the plate and even quicker bat while at it. She's currently batting .381 with 30 RBIs and six home runs for a .655 slugging percentage, one long ball coming against UCLA in Westwood and another a game-winning grand slam against Cal.

BEAT EM' TO THE SCOREBOARD

Sun Devils have a goal of ensuring they put up runs before their opponents do...and when they have scored first this season, they're 23-2.



DON'T CALL IT A COMEBACK...

Don't count them out if they can't post the first run though, as they're still 13-7 on the season when their opponent takes it to them first.

HOME SWEEEEEEET HOME

The Sun Devils have found their home at Farrington Stadium to be a welcome one. Last season they held a 43-2 overall record at home, as well as an 9-1 Pac-10 record. They're currently 29-2 playing in Farrington Stadium in 2009.

WE'VE GOT OUR EYE ON YOU...

The Amateur Softball Association, the National Governing Body of Softball in the United States, has selected its 'Top 50 Watch List' for the 7th Annual USA Softball National Collegiate Player of the Year Award. This award, which is considered one of the most prestigious honors in women's collegiate softball, is designed to recognize outstanding athletic achievement by female collegiate softball players across the country.

This season three-time First-Team All-American Kaitlin Cochran was again added to the Watch List for the third consecutive season and has made the cut yet again to the Top 25 Finalists.

OH MERCY, MERCY ME...

The Sun Devils seem to have a habit of giving opponents a bit of mercy. Out of 45 games, ASU has mercy-ruled opponents 16 times. One a 20-5 win over South Alabama at the Wilson/DiMarini Invitational. In addition, their first weekend of Pac-10 conference play, ASU swept the Oregon schools with three straight run-rule victories, the first time in ASU program history that they run-ruled an entire Pac-10 weekend. The Sun Devils also topped the UNLV Rebels on April 7 with a 20-15 win and a 15-2 win. They tacked another one on the second-ranked team in the nation as well, with a 10-1 win in five over Stanford on April 19.

YOU MIGHT WANT TO MAKE A NOTE...

A State isn't just satisfied with season records and winning. They're etching their name all over the NCAA record books in single-game fun as well. Against UNLV on April 7, ASU hit 10 home runs in their 20-10 win over the Rebels, which ties the NCAA all-time single-game record. On the day they hit 15 home runs, adding five more in game two of that double-header.


BRING YOUR GREEN HAT...WE'RE GOING STREAKING!

The Sun Devils won't be streaking through the quads, but they will be streaking through this season. Some of the more notatble streaks ASU has been on this season is:

- Kaitlin Cochran's seven consecutive games with a home run
- Kaylyn Castillo's current 16 game hitting streak!
- Kaitlin Cochran collected a 13 game hitting streak.
- Katelyn Boyd collected a 12 game hitting streak...is currently on a seven-game one

OH BOYD, OH BOYD...

Froshie Katelyn Boyd has come to play this year as she currently has 16 multiple hit games and 13 multiple RBI games on the season. Now go carry the water Froshie!



Sun Devil Sballin record when ...

Home: 29-2

Away: 1-3

Neutral: 6-4

Day games: 19-5

Night games: 17-4

vs Left starter: 4-2

vs Right starter: 32-7

1-Run games: 3-3

2-Run games: 2-2

5+Run games: 21-2

Extra innings: 1-1

Shutouts: 11-1

Scoring 0-2 runs: 0-3

..... 3-5 runs 10-3

..... 6-9 runs 11-3

..... 10+ runs 15-0

Opponent 0-2 runs: 22-1

..... 3-5 runs 9-1

..... 6-9 runs 4-5

..... 10+ runs 1-2

Scored in 1st inning: 16-2

Opp. scored in 1st: 9-6

Scores first: 23-2

Opp. scores first: 13-7

After 4 leading: 33-2

..... trailing: 2-6

..... tied: 1-1

After 5 leading: 21-0

..... trailing: 1-7

..... tied: 1-1

After 6 leading: 19-0

..... trailing: 0-7

..... tied: 1-1

Hit 0 home runs: 6-4

... 1 home run: 12-3

... 2+ home runs: 18-2

Opponent 0 home runs: 20-1

..... 1 home run: 12-3

..... 2+ HRs: 4-5

Made 0 errors: 16-2

.... 1 error: 11-5

.... 2+ errors: 9-2

Opp. made 0 errors: 9-4

..... 1 error: 11-4

..... 2+ errors: 16-1

Out-hit opponent: 28-3

Out-hit by opponent: 7-6

Hits are tied: 1-0

Weekday games: 5-1

Friday games: 14-2

Saturday games: 11-3

Sunday games: 6-3

After eating Picnic Company: 14-2

After eating Munch-a-mania: 6-1



2009 USA SOFTBALL POLL - WEEK 11

Rank	Record	School
1	46-3	Florida
2	32-8	UCLA*
3	34-7	Washington*
4	37-6	Stanford*
5	38-8	Alabama
6	32-9	Michigan
7	27-9	Northwestern
8	36-9	Arizona State*
9	36-9	Arizona*
10	40-5	Missouri
11	30-8	Georgia
12	35-6	Ohio State
13	42-7	North Carolina
14	34-13	Oklahoma
15	35-11-1	Tennessee
16	29-15	Oklahoma
17	27-6	UMass
18	40-5	Louisville
19	31-9	DePaul
20	35-11	Georgia Tech
21	27-13-1	LSU
22	31-9	Cal Poly
23	34-14	Texas
24	35-13	Florida State
25	35-11	Iowa

2009 SUN DEVIL ROSTER

Numerical

No.	Name	Pos.	B/T	Hgt.	Yr.	Exp.
00	Jessica Ware	INF	R/L	5'6	Jr.	TR
2	Caylyn Carlson	OF	R/R	5-3	Jr.	2V
4	Megan Elliott	P	R/R	5-10	Jr.	2V
5	Christina Zambrana	INF	R/R	5-6	Fr.	HS
6	Renee Welty	C	R/R	5-8	Sr.	1V
8	Lesley Rogers	OF	R/R	5-6	So.	1V
9	Sarah Rice	C	R/R	5-4	So.	1V
10	Hillary Bach	P	R/R	6-2	Fr.	HS
11	Krista Donnenwirth	IF	R/R	5-11	So.	1V
12	Jessica Mapes	OF	L/R	5-1	Sr.	3V
14	Clarissa Andorfer-Lopez	IF/OF	L/R	5-2	Jr.	2V
15	Katie Crabb	IF	R/R	5-10	Jr.	2V
16	Kaitlin Cochran	OF	L/L	5-9	Sr.	3V
17	Katelyn Boyd	IF	R/L	5-5	Fr.	HS
18	Michelle Nulliner	2B	R/R	5-7	So.	1V
22	Talor Haro	OF	R/R	5-6	Fr.	HS
23	Lexi Anderson	INF	L/L	5-7	Fr.	HS
24	Aurora Pangallo	OF	R/R	5-6	Fr.	HS
25	Brooke Neuman	IF	R/R	5-7	Sr.	1V
26	Nikole Afusia	C	R/R	5-7	Fr.	HS
27	Kaylyn Castillo	C	R/R	5-2	So.	TR
36	Mandy Urfer	IF	R/R	5-10	So.	1V
63	Megan Ellsworth	P	R/R	5-11	Fr.	HS
77	Dani Rae Loughheed	OF	L/L	5-9	So.	1V
88	Annie Lockwood	INF	R/R	5-8	Fr.	HS
99	Ashley Muenz	IF	R/R	5-4	So.	1V

Head Coach: Clint Myers 4th Year at ASU (Arizona State '76)

Associate Head Coach: Robert Wagner, 4th Year (Washington '95);

Assistant Coach: Kirsten Voak, 4th Year (Arizona State '02)

The Automated ScoreBook
Statistics Summary for Arizona State (as of Apr 20, 2009)
(All games)

Record: 36-9 Home: 29-2 Away: 1-3 Neutral: 6-4 Conference: 6-4

Date	Opponent	Score	Player	avg	gp-gs	ab	r	h	2b	3b	hr	rbi	bb	hbp	so	sb-att
2/5	MCNEESE STATE	w 5-4	Cochran, Kaitlin	.458	45-45	107	51	49	10	0	18	51	44	9	22	14-14
2/6	CENTRAL FLORIDA	w 10-7	Castillo, Kaylyn	.381	28-24	84	18	32	5	0	6	30	2	1	6	1-1
2/6	PORTLAND STATE	w 8-0	Boyd, Katelyn	.371	45-45	140	45	52	11	1	9	50	13	1	12	13-13
2/7	PENN STATE	w 4-3	Mapes, Jessica	.370	41-40	127	36	47	9	1	1	16	12	4	18	7-8
2/7	CAL STATE BAKERSFIEL	w 7-1	Donnenwirth, Krista	.366	41-41	112	25	41	7	0	7	34	19	2	14	0-0
2/8	UTEP	l 4-7	Crabb, Katie	.339	29-25	62	16	21	4	0	3	13	9	2	8	0-0
2/12	UT-C	w 8-0	Rogers, Lesley	.333	40-38	102	41	34	7	3	2	22	27	2	18	4-4
2/13	ILLINOIS STATE	w 3-0	Zambrana, Christin	.333	20-8	30	8	10	0	0	3	12	7	0	11	0-0
2/13	UTC	w 10-2	Urfer, Mandy	.321	30-20	53	17	17	3	0	7	23	10	2	14	1-1
2/14	IOWA	w 5-2	Carlson, Caylyn	.302	41-33	86	19	26	6	0	5	27	12	0	19	1-1
2/14	KENT STATE	w 6-2	Haro, Taylor	.281	32-7	32	14	9	3	0	0	3	3	0	7	4-5
2/15	IDAHO STATE	w 10-1	Muenz, Ashley	.273	32-27	66	22	18	3	1	4	16	16	0	9	4-4
2/19	vs #2 Florida	l 2-8	Welty, Renee	.259	24-24	54	11	14	1	0	6	15	6	2	12	0-0
2/20	vs #12 Northwestern	w 5-4	Ware, Jessica	.219	19-12	32	7	7	0	0	0	5	3	1	7	1-1
2/20	vs #6 Oklahoma	l 6-8	-----													
2/21	vs Texas	w 12-4	Andorfer-Lo,Clariss	.667	14-0	3	6	2	0	0	0	0	0	0	0	1-1
2/22	vs #23 UMass	l 0-1	Nulliner, Michelle	.333	17-7	24	7	8	0	0	1	3	3	0	8	2-3
2/27	UTAH STATE	w 9-0	Afusia, Nikole	.333	9-0	9	0	3	0	0	0	2	0	0	1	0-0
2/27	SOUTH ALABAMA	w 20-5	Neuman, Brooke	.333	9-1	6	1	2	0	0	0	2	3	0	1	0-0
2/28	NORTHERN COLORADO	w 11-2	Anderson, Lexi	.250	11-3	8	1	2	0	0	0	0	2	0	3	0-0
2/28	NEW MEXICO STATE	w 6-2	Lockwood, Annie	.214	12-3	14	2	3	1	0	1	3	2	0	6	0-0
3/1	SOUTHERN UTAH	w 5-0	Rice, Sarah	.000	7-0	8	0	0	0	0	0	1	0	0	0	0-0
3/6	SOUTH DAKOTA STATE	w 13-0	Lougheed, Dani Rae	.000	5-2	7	0	0	0	0	0	0	1	0	1	0-0
3/7	SOUTH DAKOTA STATE	w 14-2	Elliott, Megan	.000	1-1	0	0	0	0	0	0	0	0	0	0	0-0
3/8	SOUTH DAKOTA STATE	w 9-1	Pangallo, Aurora	.000	1-0	0	0	0	0	0	0	0	0	0	0	0-0
3/12	vs New Mexico	w 6-3	Totals	.340	45	1166	347	397	70	6	73	328	194	26	197	53-56
3/13	vs #23 DePaul	w 4-0	Opponents	.254	45	1090	149	277	38	1	37	138	74	25	173	14-21
3/13	vs Nebraska	w 11-6														
3/14	vs #10 Michigan	l 3-7	LOB - Team (291), Opp (232). DPs turned - Team (20), Opp (8). IBB - Team (6), Cochran 5, Donnenwirth 1, Opp (2). Picked off - Boyd 2, Crabb 1, Andorfer-Lop 1.													
3/15	vs Notre Dame	w 3-0														
3/20	LONG BEACH STATE	w 11-7														
3/21	LONG BEACH STATE	w 5-3	Player	era	w-l	app	gs	cg	sh	sv	ip	h	r	er	bb	so
3/21	LONG BEACH STATE	w 10-6	Bach, Hillary	2.59	21-3	27	23	21	9	1	151.1	148	63	56	23	106
*3/27	OREGON	w 8-0	Elliott, Megan	3.67	9-5	20	17	9	2	0	91.2	84	60	48	48	45
*3/28	OREGON STATE	w 11-3	Ellsworth, Megan	4.05	6-1	10	5	4	0	0	36.1	45	26	21	3	22
*3/29	OREGON STATE	w 8-0	Totals	3.13	36-9	45	45	34	11	1	279.1	277	149	125	74	173
*4/2	at #7 UCLA	w 5-0	Opponents	7.85	9-36	45	45	25	1	1	259.1	397	347	291	194	197
*4/4	at #3 Washington	l 3-11														
*4/5	at #3 Washington	l 2-3	PB - Team (6), Castillo 3, Welty 3, Opp (12). Pickoffs - Team (0), Opp (3).													
4/7	UNLV	w 20-10	SBA/ATT - Welty (9-13), Bach (7-10), Castillo (5-8), Elliott (5-6), Ellsworth (2-5).													
4/7	UNLV	w 15-2														
*4/10	at #10 Arizona	l 8-10														
*4/17	#14 CAL	w 6-4	Score by innings	1	2	3	4	5	6	7	8	Total				
*4/18	#2 STANFORD	l 6-7	Arizona State	55	71	67	51	57	34	11	1	347				
*4/19	#2 STANFORD	w 10-1	Opponents	36	17	38	18	20	11	8	1	149				

Win-loss breakouts: Day 19-5; Night 17-4; vs Left 4-2; vs Right 32-7;
1-run games 3-3; 2-run games 2-2; 5+run games 21-2; Extra inns 1-1; Shutouts 11-1.
Current streak: Won 1; Longest winning streak: 11; Longest losing streak: 2.
Attendance: Home 31863 (avg 1027); Away 7509 (avg 536); Total 39372 (avg 874).

The Automated ScoreBook
Conference statistics for Arizona State (as of Apr 20, 2009)
(Conference games only Sorted by Batting avg)

Record: 6-4 Home: 5-1 Away: 1-3 Conference: 6-4

Player	avg	gp-gs	ab	r	h	2b	3b	hr	rbi	tb	slg%	bb	hp	so	gdp	ob%	sf	sh	sb-att	po	a	e	fld%
Donnenwirth, Krista	.382	10-10	34	5	13	3	0	2	6	22	.647	0	0	3	0	.382	0	0	0-0	7	11	2	.900
Mapes, Jessica	.364	10-10	33	9	12	3	0	1	3	18	.545	3	1	7	0	.432	0	0	3-3	5	0	0	1.000
Boyd, Katelyn	.323	10-10	31	9	10	2	0	2	9	18	.581	4	0	3	0	.400	0	0	2-2	24	23	1	.979
Rogers, Lesley	.219	10-10	32	10	7	3	0	1	1	13	.406	3	1	7	0	.306	0	2	2-2	14	1	1	.938

Cochran, Kaitlin	.538	10-10	26	13	14	2	0	5	10	31	1.192	10	1	7	0	.676	0	0	3-3	17	1	0	1.000
Castillo, Kaylyn	.481	8-8	27	7	13	3	0	3	14	25	.926	0	0	1	0	.481	0	0	0-0	28	5	0	1.000
Nulliner, Michelle	.333	3-1	3	0	1	0	0	0	1	1	.333	0	0	2	0	.333	0	0	0-0	1	2	0	1.000
Crabb, Katie	.273	10-9	22	3	6	0	0	1	4	9	.409	3	1	1	0	.370	1	0	0-0	41	2	0	1.000
Carlson, Caylyn	.235	10-7	17	5	4	2	0	1	7	9	.529	2	0	7	1	.316	0	0	0-0	2	2	0	1.000
Welty, Renee	.200	4-4	10	1	2	0	0	0	0	2	.200	2	0	3	0	.333	0	0	0-0	7	0	0	1.000
Zambrana, Christina	.200	3-1	5	1	1	0	0	1	1	4	.800	1	0	3	0	.333	0	0	0-0	2	1	2	.600
Urfer, Mandy	.167	8-1	6	0	1	0	0	0	2	1	.167	0	0	2	0	.167	0	0	0-0	16	1	0	1.000
Muenz, Ashley	.125	10-7	16	3	2	0	0	0	3	2	.125	4	0	2	0	.300	0	1	1-1	12	8	3	.870
Haro, Taylor	.000	6-1	2	1	0	0	0	0	0	0	.000	0	0	2	0	.000	0	0	3-3	0	0	0	.000
Anderson, Lexi	.000	1-1	1	0	0	0	0	0	0	0	.000	0	0	1	0	.000	0	0	0-0	2	0	0	1.000
Pangallo, Aurora	.000	1-0	0	0	0	0	0	0	0	0	.000	0	0	0	0	.000	0	0	0-0	0	0	0	.000
Totals	.325	10	265	67	86	18	0	17	61	155	.585	32	4	51	1	.404	1	3	14-14	181	74	9	.966
Opponents	.285	10	242	39	69	10	0	14	36	121	.500	20	8	31	1	.358	1	8	6-8	178	63	9	.964

LOB - Team (60), Opp (59). DP's turned - Team (2), Opp (2). IBB - Team (0), Opp (2).

(Conference games only Sorted by Earned run avg)

Player	era	w-l	app	gs	cg	sho	sv	ip	h	r	er	bb	so	2b	3b	hr	b/avg	wp	hp	bk	sfa	sha
Bach, Hillary	2.42	5-2	7	7	7	3/0	0	43.1	44	18	15	10	26	6	0	8	.257	1	4	0	0	6
Elliott, Megan	7.00	1-2	3	3	2	0/0	0	15.0	16	16	15	10	5	3	0	5	.286	1	4	0	1	2
Ellsworth, Megan	14.00	0-0	1	0	0	0/0	0	2.0	9	5	4	0	0	1	0	1	.600	0	0	0	0	0
Totals	3.94	6-4	10	10	9	3/0	0	60.1	69	39	34	20	31	10	0	14	.285	2	8	0	1	8
Opponents	6.61	4-6	10	10	4	0/0	1	59.1	86	67	56	32	51	18	0	17	.325	8	4	2	1	3

PB - Team (1), Castillo 1, Opp (2). SBA/ATT - Castillo (2-4), Bach (2-4), Welty (4-4), Elliott (3-3), Ellsworth (1-1).

The Automated ScoreBook
Conference statistics for Arizona State (as of Apr 20, 2009)
(Conference games only Sorted by Fielding pct)

Player	c	po	a	e	fld%	dp	sba	csb	sba%	pb	ci
Crabb, Katie	43	41	2	0	1.000	1	0	0	.000	0	0
Castillo, Kaylyn	33	28	5	0	1.000	0	2	2	.500	1	0
Cochran, Kaitlin	18	17	1	0	1.000	0	0	0	.000	0	0
Urfer, Mandy	17	16	1	0	1.000	0	0	0	.000	0	0
Bach, Hillary	15	3	12	0	1.000	0	2	2	.500	0	0
Welty, Renee	7	7	0	0	1.000	1	4	0	1.000	0	0
Mapes, Jessica	5	5	0	0	1.000	0	0	0	.000	0	0
Elliott, Megan	4	0	4	0	1.000	0	3	0	1.000	0	0
Carlson, Caylyn	4	2	2	0	1.000	0	0	0	.000	0	0
Nulliner, Michelle	3	1	2	0	1.000	1	0	0	.000	0	0
Anderson, Lexi	2	2	0	0	1.000	0	0	0	.000	0	0
Ellsworth, Megan	1	0	1	0	1.000	0	1	0	1.000	0	0
Boyd, Katelyn	48	24	23	1	.979	1	0	0	.000	0	0
Rogers, Lesley	16	14	1	1	.938	0	0	0	.000	0	0
Donnenwirth, Krista	20	7	11	2	.900	0	0	0	.000	0	0
Muenz, Ashley	23	12	8	3	.870	0	0	0	.000	0	0
Zambrana, Christina	5	2	1	2	.600	0	0	0	.000	0	0
Haro, Taylor	0	0	0	0	.000	0	0	0	.000	0	0
Pangallo, Aurora	0	0	0	0	.000	0	0	0	.000	0	0
Totals	264	181	74	9	.966	2	6	2	.750	1	0
Opponents	250	178	63	9	.964	2	14	0	1.000	2	0

Hitting minimums - 1 Games 30 AB

Pitching minimums - 1 Games